



Jonathan L. Lokken, CIMA®
Managing Principal

Phone: 302-645-6650
jlokken@lokkeninvest.com

1413 Savannah Rd., Suite 4
Lewes, Delaware 19958

www.lokkeninvest.com

Quarterly Update

October 2, 2023

Stocks and bonds were both impacted by a chain of events during the third quarter. It started with rising oil prices, which caused inflation to re-accelerate in August. The rebound in inflation contributed to a sharp rise in interest rates, with the 10-year Treasury yield rising above 4.50%. The rise in interest rates pressured stock market valuations, and the S&P 500 finished the third quarter with a -3.2% return. It was a disappointing summer quarter for investors.

Rising Oil Prices Reignite Inflation Fears

After trading lower during the past year, oil prices rose to a 12-month high during the third quarter. Figure 1 shows oil ended September above \$90 per barrel after starting the quarter near \$70. The steady climb in oil prices was attributed to a continued mismatch between demand and supply. Oil demand remains strong as the global economy continues to grow, while OPEC recently agreed to extend its production cuts through the end of 2023. Additionally, the US's Strategic Petroleum Reserve sits at its lowest level since the 1980s, which leaves little capacity to mitigate potential supply disruptions. With OPEC's production cuts squeezing global supply, oil prices surged nearly 30% in the third quarter. The rise in oil prices caused inflation to re-accelerate in August, with gasoline prices accounting for over half of the monthly increase. While the rebound in inflation was widely expected, it focused attention back on the threat of persistent inflation. Oil's use as a transportation fuel means that it touches nearly every aspect of the economy, and a continued rise in oil prices could keep upward pressure on inflation as rising fuel costs are passed through to the end consumer. Inflation pressures have declined significantly during the past year, but as the recent rise in oil prices shows, the risk of inflation flare-ups remains high.

FIGURE 1 – Oil Prices Climb to a 12-Month High in the Third Quarter

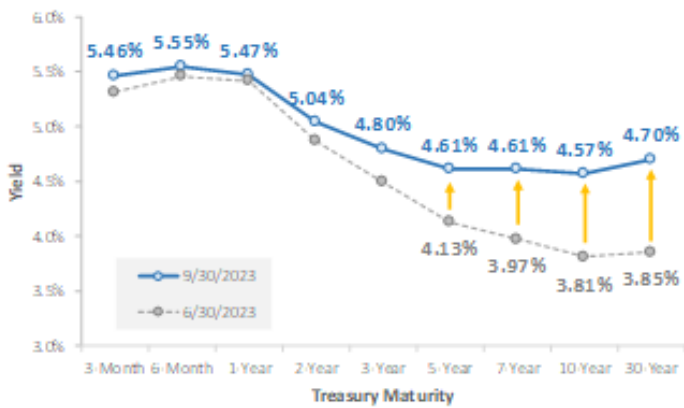


Source: Federal Reserve. Data as of September 30th, 2023.

Interest Rates Up in the Third Quarter

The prospect of renewed inflation contributed to the rise in interest rates during the third quarter. Figure 2 graphs the change in various Treasury yields from June 30th to September 30th. The sharp rise in yields was a big development during the quarter. Excluding the pandemic, the last two times the 10-year

FIGURE 2 – Treasury Yield Curve Movement During the Third Quarter



Source: U.S. Treasury. Data as of September 30th, 2023.

yield rose by over 0.75% in a 3-month period were in 2013 and 2016. What led to the rapid rise in Treasury yields? One contributing factor was the surge in oil prices and subsequent increase in inflation. Throughout the first half of 2023, investors believed that falling inflation would result in fewer interest rate hikes by the Fed and potentially quicker interest rate cuts. However, with the economy remaining stronger than expected and oil prices rising, there is a growing realization that the Fed may need to

keep interest rates higher for longer to prevent inflation from becoming entrenched. The recent rise in yields indicates the market is preparing for a longer period of higher interest rates and fewer near-term rate cuts. Another contributing factor was the increased issuance of Treasury bonds. Following the debt ceiling resolution in May, the Treasury Department can now issue more bonds to fund the growing U.S. government deficit. Treasury bond issuance is forecast to increase in the coming quarters, and investors are concerned that the surge in supply will outpace investor demand and cause bond prices to decline.

Consumers Face Higher Borrowing Costs

The stacked charts in Figure 3 show the Fed’s series of interest rate hikes have led to a sharp rise in borrowing costs. The top chart shows the interest rate on a 48-month auto loan has risen from 4.6% at the end of 2021 to 7.6% at the end of June. The middle chart shows the average 30-year fixed-rate mortgage rose from 3.8% to 7% over the same period. The recent rise in Treasury yields pushed mortgage rates above 7.30% during the third quarter, which implies that interest rates on auto loans also increased over the past few months.

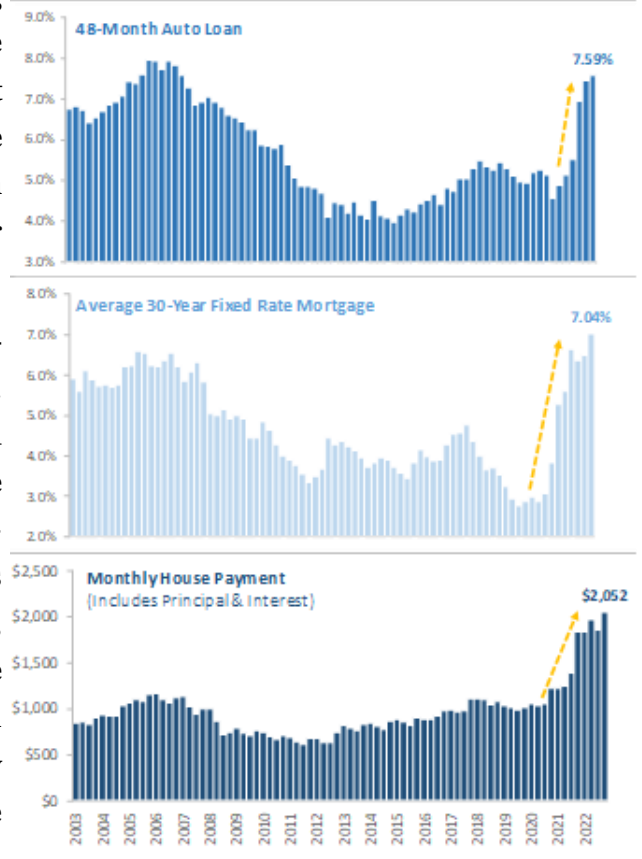
The bottom chart illustrates how the rise in mortgage rates has impacted the homebuying process. According to the National Association of Realtors, the monthly house payment has risen from \$1,249 at the end of 2021 to \$2,052 at the end of June. Factoring in the rise in mortgage rates during the third quarter, the current monthly house payment is likely even higher. While many homeowners locked in low mortgage rates during the past few years, today’s homebuyers are navigating a combination of higher mortgage rates and home prices that are still elevated. (cont.)

Consumers Face Higher Borrowing Costs (cont.)

It’s not just homebuyers and consumers who face higher borrowing costs. Borrowers of all types, including businesses and commercial real estate owners, are adjusting to a new world with higher interest rates. For some borrowers, the math of higher monthly payments doesn’t work like it used to when interest rates were lower during the past decade. The looming question is whether borrowers can manage the increased interest rates and maintain their payments.

Data already indicates consumers, businesses, and commercial property owners are feeling the stress of higher rates. The percentage of auto loan delinquencies, which is defined as loans 90 days or more overdue, is rising across every age group, and there is a similar trend in credit card delinquencies. The rising number of Chapter 11 bankruptcy filings suggests businesses are also feeling the effect of higher rates, while some commercial real estate owners have made the strategic decision to hand keys over to lenders rather than invest more money in undesirable buildings. These early signs of stress suggest lenders and investors should be mindful of potentially above-average credit risk in the coming years.

FIGURE 3 – Consumer Borrowing Costs Remain Elevated



Source: Federal Reserve, Freddie Mac, National Association of Realtors. Latest available quarterly data as of September 30th, 2023.

Equity Market Recap—S&P 500 Ends the Third Quarter with a Slight Loss

Stocks traded down slightly in the third quarter, with most of the losses occurring in August and September as rising interest rates weighed on equity market valuations. The S&P 500 ended the third quarter with a -3.2% return, while the Russell 2000 Index of small cap companies returned -5.2%. The Nasdaq 100, which tracks growth stocks, returned -2.9%. Despite negative returns during the quarter, the major stock indices have still posted strong gains this year. The S&P 500 has returned 13% through the end of September, while the Nasdaq 100 has gained 35.1% this year after trading lower in 2022. Moving down to the sector level, Energy was the top-performing sector as oil prices climbed nearly 30%. Communication Services was the only other sector to trade higher, while the remaining nine sectors posted single-digit losses. Defensive sectors underperformed as rising interest rates weighed on the Utility, Real Estate, and Consumer Staple sectors.

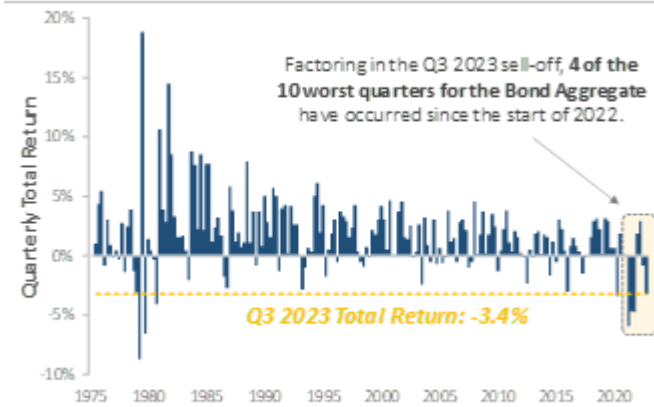
Equity Market Recap—S&P 500 Ends the Third Quarter with a Slight Loss (cont.)

International stocks underperformed U.S. stocks during the third quarter as rising Treasury yields caused the U.S. dollar to strengthen. The MSCI EAFE Index of developed market stocks returned -4.9%, while the MSCI Emerging Market Index returned -4.1%. Year-to-date, international markets have underperformed U.S. stocks due to their lower exposure to both growth-oriented stocks and the emerging artificial intelligence industry.

Bonds Trade Lower as Interest Rates Rise

Rising interest rates were a significant headwind for bonds during the third quarter. Figure 4, which graphs the quarterly total return of the Bloomberg Bond Aggregate Index, puts the losses in perspective. The chart shows the Bond Aggregate Index, which tracks a wide array of Treasury, corporate, and municipal bonds, generated a total return of -3.2% during the third quarter. The negative total return indicates the decline in bond prices more than offset the interest received during the quarter.

FIGURE 4 – Bloomberg U.S. Bond Aggregate Index



Source: MarketDesk. Data as of September 30th, 2023.

The yellow line in Figure 4 shows bonds haven't experienced a sequence of negative returns like the current trend since the 1970s, which was the last time the Fed aggressively raised interest rates to combat inflation. Factoring in the third quarter sell-off, four of the 10 worst quarters for the Bond Aggregate Index have occurred since the start of 2022. While savers are earning significantly more interest compared to the last decade, the higher interest income is being offset by falling bond prices.

Fourth Quarter Outlook—What to Watch?

After a challenging 2022, it's been a mixed year for investors. Entering the fourth quarter, the S&P 500's year-to-date return has already surpassed the average return for a full calendar year, yet bonds are broadly negative. Most investors are holding on to slight portfolio gains year-to-date.

Several factors will influence how the market finishes this year, including the paths of oil prices and interest rates. Corporate earnings and economic data will also be at the top of many investors' watchlists. The third-quarter earnings season starts in mid-October, and it will provide key insights into consumer spending and the impact of higher interest rates. On the economic front, investors will be focused on the labor market, the trajectory of inflation, and third-quarter GDP growth, which will be released in late October.

Fourth Quarter Outlook—What to Watch? (cont.)

Our team will be tracking corporate earnings and economic trends throughout the fourth quarter to help guide portfolio positioning. The market is entering the final stretch of 2023, but there are still a lot of important data points to be released and questions to be answered before we turn the calendar to 2024.



Save the Date!

LIG Annual Client Briefing
Invitation Required
November 15, 2023
Breakfast served at 9:30 am
Meeting to begin at 10:00 am

Office Closure
December 13, 2023
12-4:30 pm
LIG Offsite Staff Meeting

Holiday Hours
(Offices will be closed during these times)

Thanksgiving November 23, 2023 All Day November 24, 2023 1-4:30	Christmas December 25, 2023 All Day	New Years Day January 1, 2024 All Day
---	---	---

Please note
The NYSE will also be closed at these times.



Disclaimer: The material shown is for informational purposes only. Past performance is not indicative of future performance, and all investments are subject to the risk of loss. Forward-looking statements are subject to numerous assumptions, risks, and uncertainties, and actual results may differ materially from those anticipated in forward-looking statements. As a practical matter, no entity is able to accurately and consistently predict future market activities. While efforts are made to ensure information contained herein is accurate, Lokken Investment Group, LLC cannot guarantee the accuracy of all such information presented. Material contained in this publication should not be construed as accounting, legal, or tax advice. This message is intended to be educational in nature, and does not represent tax or legal advice. Lokken Investment Group, LLC is neither an accounting firm nor a law firm, and we encourage the reader to consult a tax or legal expert for specific tax or legal advice. The information provided is derived from sources deemed to be reliable, but we are unable to guarantee its reliability. For more information about Lokken Investment Group, LLC and services provided, please contact us at jlokken@lokkeninvest.com or 302-645-6650.

Annual Client Picnic Recap



We had a wild time at this year's annual client picnic at Cape Henlopen State Park! There were games, food, prizes, and much fun to be had all around. It was a beautiful sunny day in the midst of a dreary week, and for that we were very grateful! It was a wonderful time with all of our "party animals". We can't wait for next year!

